

Physiotherapy and Rehabilitation Care



To maximize the mobility and quality of life, Arabian Home Healthcare offers and provides the appropriate equipment for the traumatized persons, for the maintenance of functional movement, for rehabilitation and maintenance of health for people with chronic illnesses, trauma injuries and handicaps. Healthcare products include as follows: Electrotherapy TENS, hot and cold packs, standing frames, treatment tables, parallel bars, balance, coordination equipment, push chairs and walkers for children with special needs.





Hand Exercise Balls

PR-1.48

Gel ball color coded to provide variable resistance training for hands, fingers & forearms.

Color	Resistance
• Pink	X-Soft
• Blue	Soft
• Green	Medium
• Orange	Firm
• Black	X-Firm



Resistive Exercise Band

PR-2.48

With the resistive exercise band, treatment & exercise options are unlimited. Design exercise programs to address client's specific needs whether they are in a children's hospital, nursing home, sports medicine clinic, etc. A full spectrum of colors & resistance levels gives clients positive reinforcement as they progress from one color-coded level to the next. Available in box (with 5.5m length) and dispenser (with 46m length).

Color	Resistance
• Tan	Ultra Thin
• Yellow	Thin
• Red	Medium
• Green	Heavy
• Blue	Extra Heavy
• Black	Special Heavy
• Silver	Super Heavy
• Gold	Maximum



Lower and Upper Body Kits

PR-3.48

The Body Kits contain everything you need to improve flexibility, balance, and stability in either your lower or upper body.

- **The Lower Body Kit** features 6 ft. of blue resistive tubing, 2 exercise handles, assist attachment, door anchor, detailed instructions & a carrying case.
- **The Upper Body Kit** includes 6 ft. blue exercise band, blue hand exerciser, 2 handles, door anchor, instruction guide & carrying case.



Therapy Putty

PR-4.48

Clean, non-toxic, non-oily & bleed proof therapy putty leaves no color or residue on the client's hands. With six distinct colors to reflect established standards in resistive exercise, & progress in resistance from super soft tan to extra firm grey.

Warning: avoid contact with materials eg. Fabric, paper.

Colors:	
• Super Soft	Tan
• Soft	Yellow
• Medium Soft	Red
• Medium	Green
• Firm	Blue
• Extra Firm	Grey
• Master Pack Sets (Set of 10, available in Yellow, Red, Green & Blue)	



Soft Weights

PR-5.48

Soft weighted balls designed for strengthening, plyometrics, balance training, & mobilization. The soft ball design provides a lower risk of damage or injury if the ball is dropped & promotes functional grip strength development. The balls are constructed from a PVC shell with steel and polypropylene pellet filler in progressive range of weights & colors

Color: Weights

- | | |
|----------------|----------------|
| • Tan: 0.5kg | • Blue: 2.5kg |
| • Yellow: 1kg | • Black: 3.0kg |
| • Red: 1.5kg | • Set of 6 |
| • Green: 2.0kg | |





Ankle / Wrist Weights

PR-6.49

A range of economical weights used on the ankle or the wrist. Secured by extra strength hook & loop fastenings. Weights ranging from 0.5kg to 2.5kg. Supplied as a pair.



Weight Cuffs

PR-7.49

Colour coded to reflect standards in resistive exercise. Contour to wrist or ankle. Securing system includes 36cm hook & loop strap with a double safety closure to assure easy adjustment & secure fit even during strenuous exercise programmes.

Color	Weight
Beige	227g / 2.72kg
Yellow	454g / 3.17kg
Red	680g / 3.63kg
Green	907g / 4.1kg
Blue	1.1kg / 4.54kg
Black	1.36kg / 6.8kg
Silver	1.81kg / 9.07kg
Gold	2.27kg



Gymnic Classic Balls

PR-8.49

These exercise balls are used to improve flexibility, coordination & balance, also to strengthen & tone abdominals, trunk muscles, arms, & legs. Constructed of durable brightly colored PVC with slip-resistant ribbed surface. These inflatable vinyl balls provide excellent therapy for perceptual motor training activity, especially for children with abnormal reflex patterns or for general exercise and group activities.

Diameter	Color
• 45cm	Yellow
• 55cm	Red
• 65cm	Blue
• 75cm	Yellow
• 85cm	Red
• 95cm	Blue
• 120cm	Red



Wobble and Rocker Boards

PR-9.49

These traditional exercises wobble and rocker boards are of the highest quality with non-slip cork surface.

- 1A Wobble Board
Diameter: 50cm
- 1B Rocker Board
Diameter: 50 x 50cm



Movement Therapy System

PR-10.50

The most sold motor driven, software-controlled movement therapy machine for people with paralysis, spasticity and physical weakness. Ideal for daily passive, assistive and active movement training in the rehabilitation center, skilled nursing facility, or at home.

- maintain flexibility
- counteract the consequences of a lack of movement
- reduce spasticity
- build-up residual muscle strength
- promote walking ability
- strengthen independence & the sense of mental well-being

Accessories for training the legs

- Leg guides with calf shells
- Handlebar with remote control rest
- Remote control rest (instead of handlebar)
- Self-operating foot holders
- Pedal radius quick adjustment
- Wheelchair stabilizer

Accessories for training the arms/upper body

- Upper body trainer, passive and active
- Forearm shells



Can be upgraded from the small basic model to the combined leg and arm trainer.



Parallel Bars

PR-11.50

- Parallel bars for rehabilitation
- Standing support and parallel bars of tubular of painted steel
- Adjustable in height
- Beech tree wood base



Shoulder Wheel

PR-12.50

- Shoulder exercise
- Structure of painted steel
- Wall mounted support
- Effort and height adjustment



APEX Medscope T.E.N.S. Unit

PR-13.50

This transcutaneous electrical nerve stimulator provides relief from various types of pain, such as back pain, sports injury, headaches & general muscle pain. This device offers dual channels, fully adjustable parameters & three modes of treatment. It comes with a low battery indicators & takes a single 9V battery. Contains 1 x T.E.N.S. unit, carrying case, 2 sets of lead wires, 4 self-adhesive electrodes, 1 x 9V battery & manual.

Dimension: 24 x 64 x 95mm

Specifications:

- Dual Channel
- Pulse frequency: 2 -150Hz
- Pulse width: adjustable between 6-250µ
- Burst, modulation or constant settings
- Timer facility: 30, 60 minutes or constant



APEX Medtrim E.M.S. Unit

PR-14.50

This electronic muscle stimulator is used to increase range of motion, rehabilitate & re-educate muscles, strengthen weakened or injured muscles, increase blood circulation, reduce or eliminate muscle atrophy & reduce muscle spasms. The unit comes with a low battery indicator. Contains 1 x E.M.S. unit, carrying case, 2 sets of lead wires, 4 self-adhesive electrodes, 1 x 9V battery & an instruction manual. Dimension: 24 x 64 x 95mm.

Specifications:

- Dual Channel
- Pulse rate: 5, 30, or 100Hz
- Pulse ramp: 1, 3, or 5 sec
- Contraction time: 1-30 sec
- Relaxation time: 1-45 sec



Paraffin Bath

PR-15.51

The Paraffin Bath allows the patient to receive therapeutic treatment by dipping an extremity into a pool of heated medical grade paraffin wax. This penetrating heat relieves the pain & stiffness & is optimal for patients suffering from arthritis, bursitis, muscle spasms & chronic joint inflammation. The unit has a low-profile design that allows easy access for both hands & feet, making it the ideal unit for both home & clinical use.



Paraffin Beads

PR-16.51

Paraffin wax & oils for professional use. Since our paraffin wax is medical grade quality, it is extremely pure which is evident by the clarity of the wax when it is in liquid form. Formulated not to stick together. Sold in packs of 6. 454g bag.

- Unscented Beads
- Wintergreen Beads
- Citrus Beads
- Lavender Beads
- Peach Beads



Boo-Boo Pac

PR-17.51


- Fun, bear-shaped design especially made for kids
- Ideal for paediatric applications
- Filled with non-toxic silica gel
- Delivers up to 30 minutes of soothing relief from acute pain, swelling & fever



Sport Pac

PR-18.51

- Soccer ball design is ideal for youth sport application
- Easily transferred from the freezer to the team cooler for sideline use
- Provides 30 minutes of effective cold therapy for acute pain due to strains, sprains & bruises.



Moist Heat Hot Pack

PR-19.51

- Eight Hot Pack sizes designed to fit every contour
- Provides up to 30 minutes of deep, soothing moist heat
- Brown tabs on most Hot Packs for easy rotation in busy clinics
- Cost effective, provides hundreds of treatments from one Hot Pack



Hot and Cold Flexi Pac

PR-20.51

- Microwaveable to provide soothing heat, or after freezer storage, provide penetrating cold therapy
- Conforms to any body contour at any temperature



Instant Ice Bags

PR-21.51

Provides instant fast & effective cold relief to help reduce swelling, ease pain & promote faster recovery. Simply place pack in palm of hand with fingers curled

around bottom of the pack, then squeeze firmly until you hear a pop & compress starts to get cold. Available in 2 sizes.

- | | |
|---|-------------|
| A | 17.5 x 11cm |
| B | 21.5 x 13cm |



Over Door Traction

PR-22.52

- For application of head traction when prescribed by a physician
- Includes 20lbs water weight bag
- Overdoor traction clamp
- 12" spreader bar
- "S" hook
- Traction cord & adjustable Velcro head halter fit all
- Available in white box & retail box



Cervical Traction

PR-23.52

Cervical traction allows the users to receive the benefits of traction in a relaxed position at 15°, 20° or 25° angles & directs traction forces toward the occiput (back of the head), thereby preventing compression of the TMJ through the chin. Push-button pump allows immediate pressure relief during treatment & limits the amount of force that can be developed & transmitted to the user. Friction-free track & specially designed air cylinder provide for smooth, gliding traction & stretch to the neck & upper back. Applies up to 23kg of traction. Measures 38 x 28cm.



Lumbar Traction

PR-24.52

Effective & affordable home lumbar traction device. Provides up to 90kg of traction with handheld pump control. Folds to only 58 x 61 x 8cm for easy storage & portability. Weighs only 7kg. Comes with instructional video & user's guide.



Over Door Exercise Pulley Set

PR-25.52

- Restore shoulder, arm and upper torso mobility
- Easily installed over and door



Wall Gym 2000

PR-26.52

Progressive, variable resistance exercise equipment with pulley system. Includes ten exercise cables, door attachment with safety catch & hi-tech, unbreakable plastic handles with rotators. Assembly required.



Reach'N Range Overhead Pulley

PR-27.52

Simple to use for rebuilding muscles & increasing range of motion. Dual overhead pulley offers extra stability & can be used with weights on one handle to counterbalance strength of the opposite extremity. Weights (not included) can be added as strength improves. Overhead system positions the patient away from the door, allowing more free range-of-motion patterns, such as PNF patterns. Appropriate for home & clinic use. Fully assembled.



Vestibulator System

PR-28.53

The free standing Vestibulator System offers your facility all the benefits of a ceiling suspension system without the installation costs & concerns. It accommodates a wide range of therapy modules for vestibular, neurodevelopmental & sensory integration therapy. When used with various accessories, it provides vertical stimulation & direct flexion, linear acceleration, rotational experiences & complete range of motion exercises. The mechanism can be fixed in a stable position or set for swinging. Accessory pieces are lightweight & easy to manoeuvre. Legs are removable for portability & storage. Accessories available separately include frame with rope ascender, platform swing, flexidisk, roll swing, prone net swing, net swing with positioning seat, mat & rope with ascender.

Total weight of set: 91kg
 Max user weight: 227kg

Not suitable for outdoor use.



Flexidisk



Platform Swing



Roll Swing



Net Swing & Positioning Seat



Neuro Balls

PR-29.53

Training balls for developing vestibular response and balance, and for exercise. The smallest ball is designed for rolling, pushing, throwing and kicking; the largest has a rigid core to prevent "bottoming out".

- Diameter
- 560mm (22")
 - 405mm (16")
 - 280mm (11")



Shape and Colour Sorter

PR-30.53

A safe & educational sorting & stacking toy. Comes with 25 pieces of bright colorful shapes that are made of a soft crepe rubber. Great for the development of hand-eye coordination & cognition.

Contains five shapes in five bright colors & five removable,



Pegboard with Round Pegs

PR-31.53

Basic 30 hole pegboard that can be used easily regardless of age & user level. Consists of a 12" x 10" wooden board & 30 pegs in five colors.



Geometric Stacker

PR-32.53

Includes 25 durable, solid wood pieces to match & stack. Great for building early shapes, color & size differentiation skills. The solid wood blocks are painted in bright non-toxic colors. The three shape towers are of varying difficulty (a round tower, an octagon tower & a square block tower) & feature interlocking pieces for an additional challenge. Recommended for children aged 2 & over. Measures 280 x 90 x 215mm, weighs 1kg.

a square block tower) & feature interlocking pieces for an additional challenge. Recommended for children aged 2 & over. Measures 280 x 90 x 215mm, weighs 1kg.



Clip Pushchair

PR-33.54

Clip is an all purpose pushchair for children. It is available in four sizes and fully adjustable to allow child growth.

- Light weight (weight is 11kg) and it can be easily folded
- Light and easy to push for its wheels are on ball bearings
- Inclined seat to assure the child of maximum comfort

Specifications:

	XS	S	M	L
Weight	10.8kg	11kg	11.2kg	12.5kg
Seat depth	250mm	300mm	350mm	400mm
Seat width	300mm	330mm	360mm	400mm
Backrest height	600mm	600mm	650mm	670mm
Backrest Width	400mm	400mm	400mm	450mm
Distance of edge of				
Seat to footrest	210-310mm	210-310mm	250-350mm	360-480mm
Overall width	510mm	510mm	510mm	570mm
Overall length	870mm	870mm	970mm	1050mm
Total Height	990mm	990mm	1010mm	1120mm
Max. user weight	30kg	35kg	40kg	76kg



Joy

PR-34.54

Joy is a comfort paediatric positioning pushchair with three recline positions 5° to 20° in both directions.

- Adjustable handlebar & steel folding frame with non-toxic epoxy varnish
- Holes to insert sunshade & lock mechanism to close & open the frame
- Backrest adjustable in 4 positions & release mechanism between seat & frame
- Independent brakes, solid hubs & 6" diam. Castor wheels with solid tyres
- Tip-up footrest

Specifications:

Seat depth	25-30cm
Seat width	25-34cm
Backrest height	48-57cm
Backrest Width	34cm
Distance of seat edge to footrest	19-33cm
Overall width	61cm
Overall length	86cm
Backrest tilt	+55°
Total weight	18.6kg
Max. user weight	50kg



Novus Chair

PR-35.54

The Novus Chair design differs for its technological study aimed at the use of light materials, such as aluminum, at the flexibility of its use, at the simplicity of folding and carrying it.

Dimensions	S	M	L
Seat depth	30-36cm	35-41cm	39-45cm
Seat width	20-30cm	24-34cm	28-38cm
Backrest height	65-71cm	67-73cm	72-78cm
Backrest Width	40cm	43cm	46cm
Distance of seat edge to footrest	27-37cm	29-41cm	35-45cm
Overall width	60cm	63cm	63cm
Overall length	87cm	93cm	96cm
Total height	97cm	97cm	101cm
Backrest tilt	+20°	+20°	+20°
Total weight	18.6kg	20.1kg	21kg
Max. user weight	50kg	60kg	70kg



OBI

PR-36.54

- Folding Frame
- Removable cushion with microfibrinous Fire-Retardant Trevira upholstery
- Detachable castors wheels on ball bearings with 17 cm solid tires
- Detachable wheels and solid hubs to protect against dirt & to prevent hands on getting caught when in motion
- Independent brake and folding frame made of steel & aluminum with non-toxic epoxy varnish

Specifications:

	S	M	L
Seat depth	30cm	36cm	40cm
Seat width	33cm	37cm	41cm
Backrest height	62cm	68cm	76cm
Backrest Width	33cm	37cm	41cm
Overall width	60cm	62.5cm	66.5cm
Overall length	99cm	109cm	124cm
Total height	97cm	103cm	105cm
Backrest tilt	+18°	+18°	+18°
Total weight	17.4kg	18.5kg	20.1kg
Max. user weight	50kg	60kg	70kg



Orbit

PR-37.55

The Orbit has revolutionized the world of pediatric tilt-in-space chairs. Its detachable seat frame makes the chair easy to transport and allows the caregiver to mix and match seat bases for results never before possible. The flared front end offers better lateral stability, more space for foot positioning, and room to accommodate the optional bilateral contracture footrest. Features like the full 55-degree tilt range, adjustable pivot point, telescoping front riggings, and brilliantly designed axle plate allow the Orbit to be tailored to the needs of almost any pediatric tilt user.

Specifications:

Seat Width: 10" - 16"
 Seat Depth: 10" - 16"
 Base Width: 10" - 16"
 Base Length: STANDARD- 24" LONG
 (VENT READY)- 28"
 Seat/Base width plus 9"

Overall Width:
 Product Weight Capacity: 150 lbs.
 Caster Options: 5", 6", 8"
 Rear Wheel Size: 12", 20", 22", 24"
 Seat To Floor Height: 16.5" - 20.5"



Spree XT

PR-38.55

- The Easy Tilt -Easy to lift and maneuver -lightest-in-class
- Easy to tilt -optimal pivot point
- Easy to transport -new TRO system
- Easy to adjust -new Quick Set Washers
- Easy to transport

16" x 16" Spree XT with AT902 casters, 12" composite pneumatic wheels, 90 deg swingaway front rigging, AT5543 adjustable angle footplates, anti-tippers, no arms, no wheel locks, no stroller handles, no seating system, no other accessories/ options

Specifications:

Seat Opening Width: 10"-18"
 Seat Depth: 12"-20"
 Overall Width: OPEN 7.50" + seat width (12, 20" wheels),
 8.75" + seat width (22,24" wheels)
 Overall Length: min. 29.5" (without anti-tips and front rigging)
 Overall Height: Range 36.5"-44"
 Back Angle: 86 degrees -106 degrees
 Tubing O.D.: 1"
 Tilt in Space: Range 0° - 45°
 Back Height: 20" or 24" options
 Seat Width: 10"-18"
 Product Weight: 29 lb
 Product Weight Capacity: 150 lb



Brio

PR-39.55

Brio is ideal for those who require comfort & support from a pushchair. It is fully adjustable with full range of accessories. Brio is available in two styles of frame, either with fixed wheels or with castors.

Specifications:

	Fixed wheels	With Castors
Weight	13.3kg	13.9kg
Seat depth	250-300mm	250-300mm
Backrest height	550-600mm	550-600mm
Backrest Width	250-320mm	250-320mm
Distance of seat edge to footrest	220-320mm	220-320mm
Overall width	610mm	610mm
Overall length	920mm	900mm
Total Height	1020mm	1020mm
Max. user weight	35kg	35kg



Solara

PR-40.55

The new Solara is simply the best tilt-in-space chair available with its incredible simplicity, ease of use, Smart Adjustability, and portability. Plus, you get all of these innovative new features along with the reliability and durability that you have come to trust from the Solara wheelchair.

Specifications:

Seat Width: 14"-22"
 Seat Depth: 15"-22"
 Back Height: 20" and 24"
 Back Angle: Adjustable to 0°, 10°, 20° & 30°
 Tilt in Space: Tilt range of -5° to 50°
 Camber Angle: 0°
 Tubing O.D.: 1"

Pacer Gait Trainer

PR-41.56



The Pacer is a comfortable, supportive gait trainer for a simple assisted walking child who needs minimal help. Designed to adapt to the changing needs of each child.

A. Upper Accessories

- Chest Prompt
- Arm Prompt Set • Handholds
- Communication Tray

B. Lower Accessories

- Hip Positioner with Handholds
- Thigh Prompts • Ankle Prompts

Item Dimensions (inches)	Small	Medium	Large
Arm prompt height	17.5–26	24–34	32–47
Arm prompt width (on centers)	4–24	4–27	4–29
Chest Prompt height (top edge)	21–29.5	28–38	36–51
Frame height	15–18	21–26	29–39
Frame weight (lbs)	14	15	27.5
Max. working load (lbs)	75	150	200
Chest Prompt			
Fits chest circumference (inches)	14–28	22–40	28–50

Dynamico

PR-42.56



The Dynamico Walker is designed to give independence to children & adults. It aids the development of balance & aids in the training and development of unassisted walking. Five sizes of Dynamico Walkers are available for indoor use & four sizes for outdoor use.

	XS	S	M	L	XL
Weight	12kg	14.6kg	15.6kg	17kg	19.7kg
Max user weight	30kg	45kg	60kg	75kg	90kg
External depth	790mm	840mm	880mm	950mm	1060mm
External width	660mm	660mm	660mm	710mm	770mm
Height to pelvic pad	440-600mm	660-820mm	770-1020mm	850-1120mm	920-1120mm
Height to axillary pad	520-770mm	770-950mm	890-1160mm	920-1260mm	1080-1430mm
Depth of axillary pad	170mm	200mm	240mm	290mm	310mm
Width of axillary pad	240mm	270mm	290mm	340mm	400mm

Grillo

PR-43.56



Grillo is designed to generate & help the step pattern, to train the pelvis & trunk to keep their balance, to develop physical self-sufficiency and psychological independence by experimenting the possibility of acting alone.

Max user weight
XS: 30kg • S: 45kg
M: 60kg • L: 75kg

Reverse Swivel Limiters Walker

PR-44.56



The Reverse Swivel Limiters Walker limits the amount of swivel for users who cannot manage free swiveling. Without the swivel limiter, the swivel wheels can swivel 360 degrees.

Limits the amount that the swivel wheel can turn

**Birillo**

PR-45.56

The Birillo is designed to allow children to be able to move independently when in the sitting position. Recommended for children ages of 2 & 8. The triangular sitting position prevents extreme hip & trunk extension & encourages correct head & trunk posture. Sizes: XS, S, *M, L.

Specifications:

*Weight	11kg	*Overall length	570mm
*Seat depth	130mm	*Height range	400-600mm
*Seat width	300mm	*Leg height range	200-320mm
*Overall width	730mm	*Max. user weight	50kg

*The specifications are for Medium size only, check the XSmall, Small and Large size with Arabian Home Healthcare Customer Care.

**Movita**

PR-46.56

Standing support Movita is a sustaining physical and psychological well-being. A correct carriage which reinforces the body, musculature and organism, and also increases a child's prospect.

	Medium	Large
Length	96cm	96cm
Width	69cm	69cm
Seat Height	61-96cm	77-111cm
Thoracic support		
• Height	95-121cm	112-145.5cm
• Perimeter	70/ 90/ 105 /120	70/ 90/ 105 /120
Weight	25/ 28kg	26/29kg



Tristander *PR-47.57*

The unique design allows prone, supine or vertical standing. A foot operated pneumatic tilt mechanism makes it easy to adjust the stander from 15°-90°. It is adjustable allowing it to grow with the child. The Tristander 45 (yellow frame) accommodates children from 810mm (32") to 1140mm (45") and the Tristander 58 (blue frame) accommodates children from 1090mm (43") to 1470mm (58") in height. The 75mm (3") castors are lockable. It includes frame, shoes with bar, hip support, headrest, knee support and trunk support.

	Tristander 45	Tristander 58
Max user weight	32kg (5st)	68kg (10.5st)

Accessories

- Frame
- Headrest
- Standard trunk support
- Medium trunk support
- Hip support
- Knee support (pair)
- Shoes with bar
- Activity tray
- Head support with laterals
- Adjustable trunk support
- Push handle
- Complete set of straps & pads



Prone Standers *PR-48.57*


Prone Standers includes padding, pair of 6.5" x 7" support blocks, 3"x7" sandals, two 2" wide straps, adjustable footboard & tray.

- Optional Accessories

- Round abduction block
- Collar
- Oblong Abduction Block
- Round abductor with hip stabilizer
- Pair of sandals
- Pair of foot wedges
- Pair of suction cup handholds

Item Dimensions (inches)

Base width x length	35" Prone Stander
Height when horizontal	23 x 29
Height when vertical	24
Distance between lateral supports	41
Board length	8-16
Board width	16-23.5
Top board to footboard	12.5
Max. working load (lbs)	18-35
	100



Supine Board *PR-49.57*

Supine Stander includes padding, footboard, adjustable armrests, hip strap, chest strap, leg straps, one pair of lateral support blocks, one pair of headblocks, and double locking caster.

Item Dimensions (inches)

Board length and width	51 x 16.5
Distance between lateral supports	7- 13
Height when horizontal	28.5
Height when vertical	54.5
Base length and width	37.5 x 27
Max. working load (lbs)	100

Optional Accessories


- Tray
- Pair of Suction Cup Handholds, help position hands firmly anywhere on the tray.
- Extra Lateral Support Blocks help align the trunk.
- Adjustable Abduction Wedge
- Round Abduction Block helps maintain 4" of comfortable knee separation.
- Collar
- Pair of Sandals position feet correctly and can be adjusted to the individual by moving them in and out, backward and forward.
- Pair of Wedges raise heels or toes. (requires Sandals).



Tugs Paediatric Supine Stander with Tray *PR-50.57*

PR-50.57

Supports children 760 to 1270mm (30 to 50") tall at the head, pelvis, knees & feet. Simply use the hand crank to tilt the board vertically & horizontally at any angle. For those with sufficient head control, the top 356mm of the board easily folds away. Armrests fold down as well for easy entry & adjust for tray tilt. Telescoping legs extend for stability while in use & retract for convenient storage. The footboard also folds flat for storage.



Carrie Seat *PR-51.58*

The Carrie Seat is an extremely versatile seat that solves the positioning problems of day to day living. It has unique molded contours that provide superior positioning compares to seats with upholstered pads. Available in 4 sizes, with or without a tray & footrest (which are also available separately). It fits into most standard chairs in the home, at school or in a clinical setting.

Features:

- Shock absorbing foam
- Seamless Tumble Forms 2 coating, impervious to fluid & easy to clean
- Lightweight seat, easy to remove & position
- Height adjustable neck stabilizer & 4 point adjustable harness
- The seat to back angle articulates 20° to help adjust to the user's upper body muscle tone

Specifications:

Dimension	Pre-School	Elementary	Junior	Small Adult
Inner seat height	510mm	660mm	762mm	840mm
Inner seat depth	205mm	255mm	330mm	395mm
Inner seat width	205mm	255mm	305mm	355mm
Outer seat width	305mm	360mm	410mm	470mm
User height range	760-970mm	970-1220mm	1220-1470mm	1470-1730mm
Max use weight	9-18kg	14-27kg	23-46kg	27-59kg
Sitting hip width	150-200mm	200-250mm	250-330mm	310-410mm
Thigh depth	200-280mm	250-330mm	310-380mm	360-460mm



Anti-thrust seat on small & medium models for increases pelvic stability



Medium Feeder Seat positioner fits children up to 48"

Feeder Seat *PR-52.58*

The Feeder Seat is available to buy separately. It can be used to position the Feeder Seat Positioner in an upright or reclined position suitable for the child's activity. A Velcro hook & loop system holds the seta securely, allowing instant adjustability

Specifications:

Dimension	Small	Medium	Large	X-Large
Overall height	530mm	685mm	860mm	1040mm
Outside width	265mm	355mm	430mm	530mm
Inside depth	200mm	240mm	330mm	420mm
Inner height	460mm	585mm	730mm	890mm
Inner width	187mm	228mm	317mm	380mm
Child's height	up to 910mm	up to 1220mm	up to 1500mm	up to 1830mm



Mobile Chair *PR-53.58*

Seating comes alive like never before with the vibrant options unique to the Mobile Chairs. Instead of just plain static positioning, seating can be full of life.

Features:

- Feet belong to the floor- All Mobile Chairs have a simple one hand seat height adjustment that makes it quick & easy to set up for a child.
- Enjoy tilt & spring action- Tilts through 24°: 12° forward & 12° backward, & spring action range in seat: 12°.
- Adjustable back- The adjustable backrest tilts through 15°

Specifications:

	Small	Medium	Large
• User's Height (inches)	32-46	42-58	55-73
• Item Dimension (inches)			
Frame width	19	21.5	24.5
Mobility base width	22.5	24.5	28
Seat height above floor	7.5-10.5	10.5-14.5	13.5-17.5
Seat width (with armrests)	12	14	17
Seat depth	8-10	11-15	14-18.5
Armrest height above seat	5.5-7.5	7-10.5	7-10.5
Trunk support width	5.5-9.5	7-11	9-13
Max working load (lbs)	75	150	225

- Mobility Plus Accessories:
- Mobility base
 - Tray
 - Handhold
 - Footboard
 - Foot wedges





Toddler Chairs *PR-54.59*

Toddler Chairs encourage normal posture using the chair's versatile positioning features. Includes hip strap, adjustable footrest, and adjustable calfrest.

Specifications:

• User Dimensions (inches)	9" chair	12" chair	14" chair
Height	30–36	32–38	35–41
• Item Dimensions (inches)			
Seat width*	9.5	11	11
Seat depth*	9.5	9.5	11
Seat to footrest	3.5–6.5	4.5–9.5	6–11
Seat height from floor	9	12	14
Height of back above seat	10.5	11	11
Armrest height from floor	14.5	17.5	20
Back to abduction block	6–7	6–7	7.5–8.5
Overall height	19	23	25

*Dimensions do not include pads or support blocks.

Optional Accessories:

- Tray
- Pair of suction cup
- Small chest support vest
- Mini wedge
- Back pad
- Seat pad
- Oblong abduction block
- Backrest
- Back pad for backrest
- Pair of sandals
- Dolly transport chair with locking casters



Universal Corner Chair *PR-55.59*

This positioning alternative keeps the child's shoulders flexed to help better focus on fine motor activities. The Corner Chair also helps maintain leg extension & reduces extensor thrust. Chair padding maintains the child in sitting position for longer periods. One size fits children to adolescents with a maximum height of 1520mm. Back height, 480mm, base 500 x 700mm.

Features:

- Broad base helps prevent tipping
- Integral abductor block supports the removable tray
- Tray is removable & adjustable to 30°
- Includes hip positioning belt & height adjustable H-harness
- Washable, stain & urine-resistant & non-toxic

Spares include:

- H-strap
- Bucklestrap
- Tray



Raised Roll *PR-56.59*

Offers the positioning options of conventional rolls with the stability of a wedge. Raised rolls provide a stable base of a wedge. Raised rolls provide a stable base for bolster sitting, side leaning or prone positioning. Smaller rolls can be used for knee or ankle flexion & cervical elongation. A Velcro strip on the bottom of each rolls holds it in place for active or static therapies.

	Length	Elevation	Width
A	457mm	51mm	102mm
B	457mm	76mm	102mm
C	610mm	115mm	152mm
D	762mm	152mm	203mm



Universal Side Layer *PR-57.59*

Minimizes the time therapist, teacher or aide needs to monitor the positioning of neurologically impaired children. Universal size accommodates preschool through to adolescent children. The 1065 x 585mm base is angled so gravity helps position the child. Two soft, easy to use straps permit infinite adjustment. Seamless, soft upholstery is urine proof & easy to clean. Two accessory block modules 75 x 125 x 280mm can be used as a headset or for led abduction (not included). Measures 355mm deep. Backrest 230mm high.



Toilet Seat

PR-58.60

Comes complete with backrest, frame, footplate & hip belt & is available in 3 sizes to suit a wide range of children & adolescent. It can be used as a freestanding commode, or a shower chair. The toilet sea is adjustable with seat depth options & footrest adjustability.

Specifications	S	M	L
Seat width	220mm	290mm	370mm
Seat Depth	180-240mm	220-330mm	320-430mm
Seat to Tray	200mm	250mm	300mm
Back Rest	400mm	500mm	600mm



Bathing System

PR-59.60

A modular, versatile, practical bathing system that is height adjustable and usable in the tub or for a shower.

Blue Wave Bath Chair comes in small, medium, and large size. It can be used with or without a Stand.

Optional Accessories:

- Blue Wave Shower Stand puts your chair on wheels, at the perfect standing height. All

three sizes of Bath Chair fit on the same Stand.

- Blue Wave Tub Stand raises the chair to a convenient working height. Small, medium and large size Bath Chairs fit on the same Stand.



Bath Chair without accessories



Tub Stand



Shower Stand

Item Dimensions (inches)	Small	Medium	Large
Seat depth	13	13	16.5
Seat width	14.5	14.5	14.5
Back height	18	25	32
Seat height	2-7	2-7	2-7
Seat height (incl. Tub Stand)	11-17	11-17	11-17
Seat height (incl. Shower Stand)	28	28	28
Length of mesh area when flat	32.5	38.5	49.5
Width of base	17	17	17
Length of base when flat	30	30	30
Tub Stand height	10	10	10
Tub Stand length	32	32	32
Tub Stand width	17	17	17
Shower Stand height	21	21	21
Shower Stand width	27	27	27
Shower Stand length	33	33	33
Max. working load (lbs)	60	120	160
Back and seat angle adjustments	0°, 22 1/2°, 45°, 67 1/2°, and 90°		